



National Forensic Sciences University

Admission - 2023-2024

A Step-by-Step Guide for Online Application



1. Go to the admission website: <https://admission.nfsu.ac.in/>

The screenshot displays the NFSU admission website. On the left, the university's logo and name are shown: National Forensic Sciences University, Knowledge | Wisdom | Fulfilment, An Institution of National Importance (Ministry of Home Affairs, Government of India). Below this, it states "ADMISSIONS OPEN - 2023-2024" and "LAST DATE TO APPLY: 15th December 2023". The background features a photograph of the university building with "NATIONAL FORENSIC SCIENCES UNIVERSITY" written on the facade.

On the right, a registration form is visible. It includes fields for Name, Email, Mobile No, and Password. There are also dropdown menus for Country and State. The form has buttons for "REGISTER", "LOGIN", "SEND OTP TO VERIFY", "VERIFY EMAIL", "RE-SEND OTP", "VERIFY MOBILE", and "RE-SEND OTP". A CAPTCHA section with "I'm not a robot" and "HCAPTCHA" is also present.

Please note that, you need to register only once for all the programs.



2. Fill the details for Registration and click on the register button.

The screenshot shows a web browser window with the URL <https://admission.nfsu.ac.in/Student/Register>. The page features the NFSU logo and the text: "National Forensic Sciences University, Knowledge | Wisdom | Fulfilment, An Institution of National Importance (Ministry of Home Affairs, Government of India)". Below this, it states "ADMISSIONS OPEN – Academic Year" and "Program Name". A registration form is overlaid on the right side of the page, containing the following fields and buttons:

- Name:** Website Test
- Country:** (+91) INDIA
- Email:** website@nfsu.ac.in
- Email OTP:** 5073
- Buttons:** SEND OTP TO VERIFY, VERIFY EMAIL, RE-SEND OTP
- Mobile No:** 8238844123
- Mobile OTP:** 3418
- Buttons:** SEND OTP TO VERIFY, VERIFY MOBILE, RE-SEND OTP
- Password:** [Redacted]
- State:** GUJARAT
- Verification:** I'm not a robot (checked), reCAPTCHA
- Final Button:** REGISTER

The background of the page shows a photograph of the National Forensic Sciences University building.



3. Login into portal through **username (Email)** and **password** which was entered at the time of registration.

The screenshot displays the NFSU admission portal. On the left, the university's logo and name are shown: **National Forensic Sciences University**, with the tagline "Knowledge | Wisdom | Fulfilment" and "An Institution of National Importance (Ministry of Home Affairs, Government of India)". Below this, it states "ADMISSIONS OPEN - 2023-2024" and "LAST DATE TO APPLY: 15th December 2023". On the right, a login form is visible with fields for "Email" (containing "website@nfsu.ac.in") and "Password". There are "REGISTER" and "LOGIN" buttons at the top of the form, and a "LOGIN" button at the bottom. A "Forgot Password" link is also present. The background of the page features a grayscale image of the NFSU building.

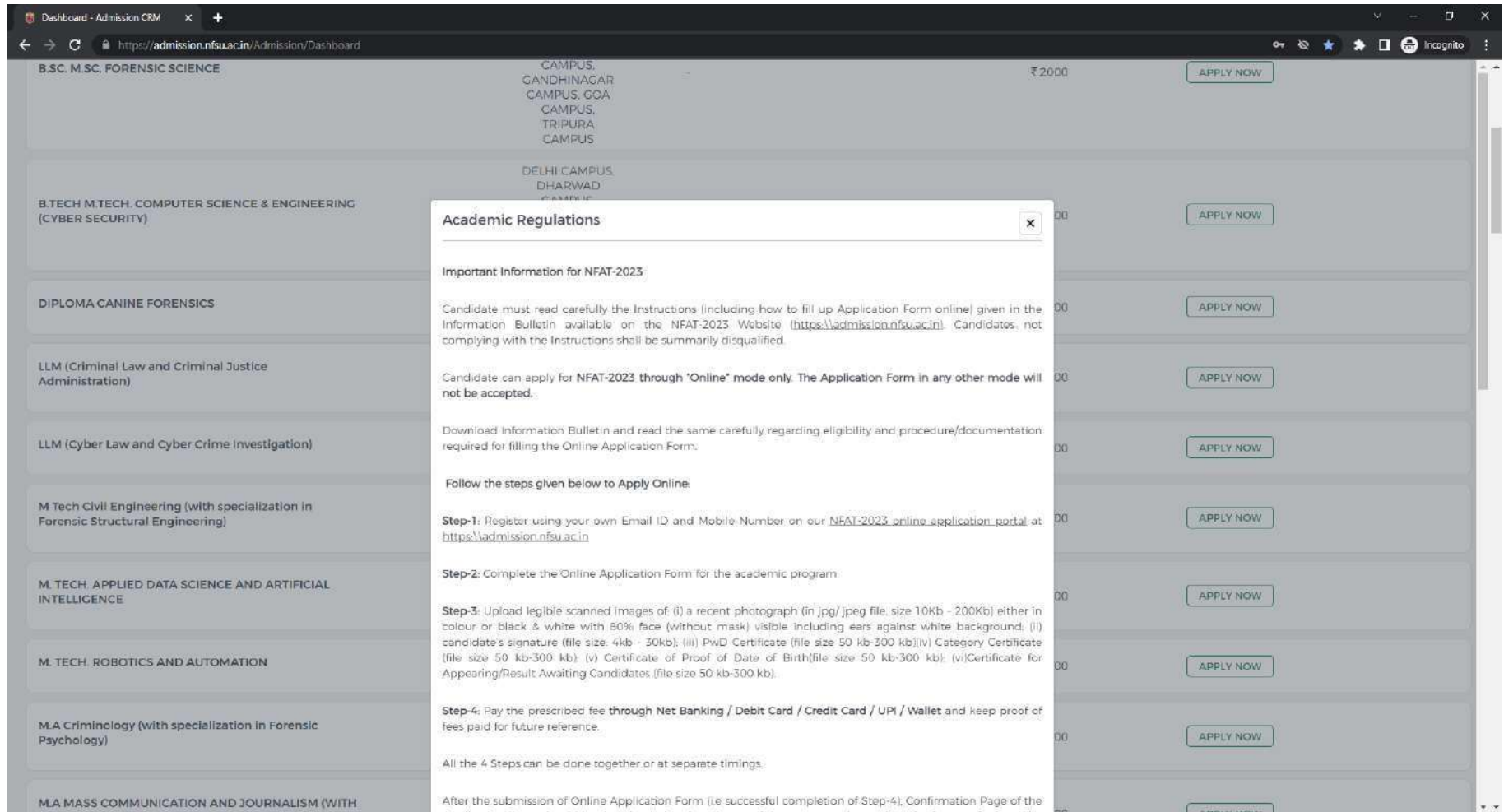


4. Successful login navigated to Dashboard.

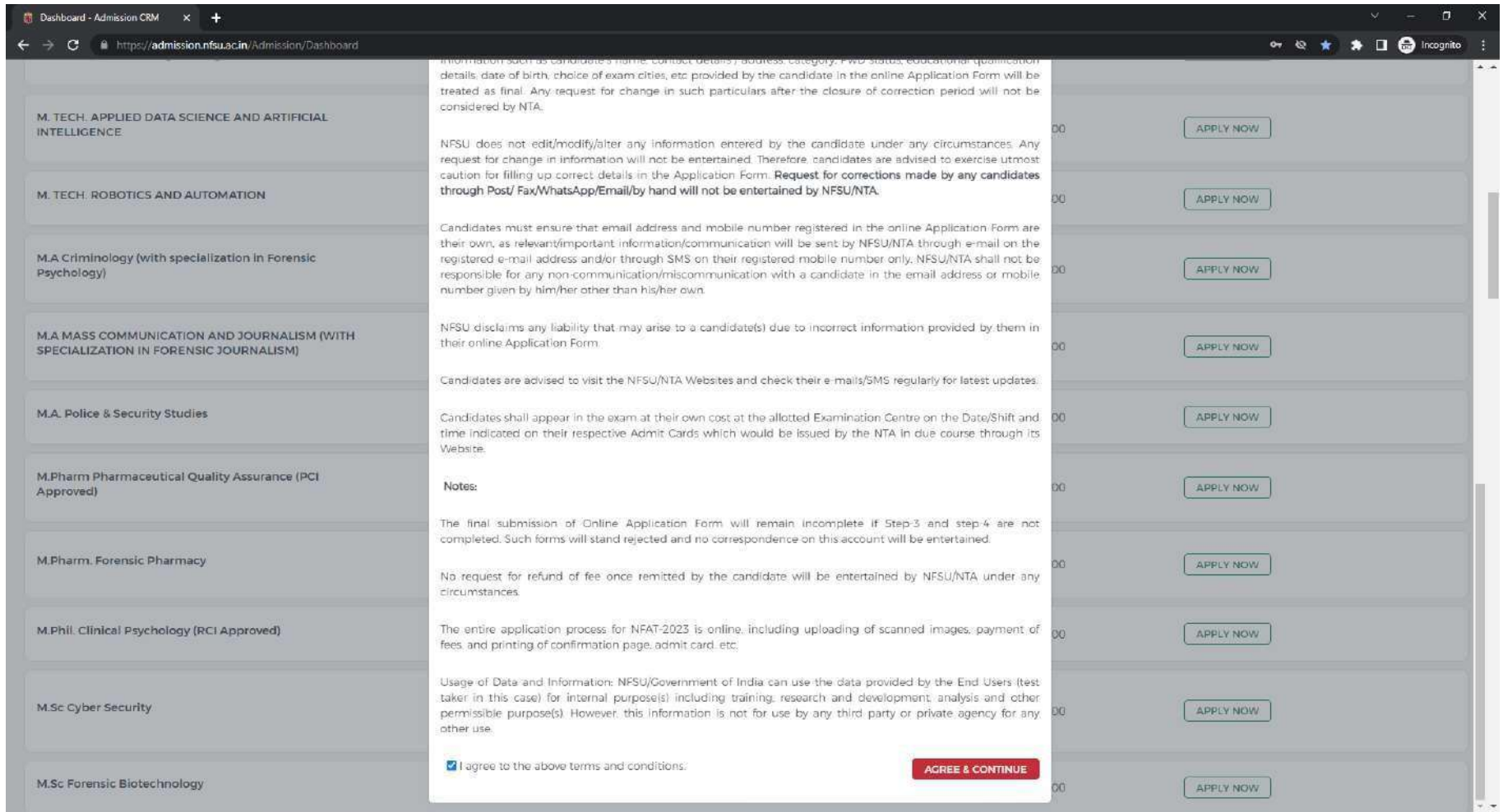
The screenshot shows the NFSU Admission CRM Dashboard. At the top, there is a navigation bar with the NFSU logo, 'Dashboard', and 'My Query' links. A 'ASK ANY QUERIES' button and a 'Website Test' dropdown are also visible. Below the navigation bar, the dashboard displays statistics: 0 Applications In-progress, 0 Applications Completed, and 0 Query Raised. A search bar labeled 'Search Course' is present. The main content area features a table with the following columns: Application Form, Offered Campus, Application No., Application Submitted on, Application Fees, and Action. The table lists five application forms with their respective details and 'APPLY NOW' buttons.

Application Form	Offered Campus	Application No.	Application Submitted on	Application Fees	Action
B.A. M.A. CRIMINOLOGY	GANDHINAGAR CAMPUS	-	-	₹ 2000	APPLY NOW
B.SC. M.SC. FORENSIC SCIENCE	BHOPAL CAMPUS, DELHI CAMPUS, DHARWAD CAMPUS, GANDHINAGAR CAMPUS, GOA CAMPUS, TRIPURA CAMPUS	-	-	₹ 2000	APPLY NOW
B.TECH M.TECH. COMPUTER SCIENCE & ENGINEERING (CYBER SECURITY)	DELHI CAMPUS, DHARWAD CAMPUS, GANDHINAGAR CAMPUS, TRIPURA CAMPUS	-	-	₹ 2000	APPLY NOW
DIPLOMA CANINE FORENSICS	DELHI CAMPUS	-	-	₹ 2000	APPLY NOW
LLM (Criminal Law and Criminal Justice Administration)	DELHI CAMPUS, GANDHINAGAR CAMPUS	-	-	₹ 1500	APPLY NOW

5. When user clicks on the **Apply Now** button then it opens an Important Information Pop-up will open, and read it carefully.



6. After reading the information, click on the check box. **I agree to the above terms and conditions** and then click on the button **AGREE & CONTINUE**.



The screenshot shows a web browser window with the URL <http://admission.nfsu.ac.in/Admission/Dashboard>. The page is titled "Dashboard - Admission CRM". On the left, there is a list of programs:

- M. TECH. APPLIED DATA SCIENCE AND ARTIFICIAL INTELLIGENCE
- M. TECH. ROBOTICS AND AUTOMATION
- M.A Criminology (with specialization in Forensic Psychology)
- M.A MASS COMMUNICATION AND JOURNALISM (WITH SPECIALIZATION IN FORENSIC JOURNALISM)
- M.A. Police & Security Studies
- M.Pharm Pharmaceutical Quality Assurance (PCI Approved)
- M.Pharm. Forensic Pharmacy
- M.Phil. Clinical Psychology (PCI Approved)
- M.Sc Cyber Security
- M.Sc Forensic Biotechnology

In the center, there is a large text area containing the following information:

Information such as candidate's name, contact details, address, category, FWP status, educational qualification details, date of birth, choice of exam cities, etc. provided by the candidate in the online Application Form will be treated as final. Any request for change in such particulars after the closure of correction period will not be considered by NTA.

NFSU does not edit/modify/alter any information entered by the candidate under any circumstances. Any request for change in information will not be entertained. Therefore, candidates are advised to exercise utmost caution for filling up correct details in the Application Form. **Request for corrections made by any candidates through Post/ Fax/WhatsApp/Email/by hand will not be entertained by NFSU/NTA.**

Candidates must ensure that email address and mobile number registered in the online Application Form are their own, as relevant/important information/communication will be sent by NFSU/NTA through e-mail on the registered e-mail address and/or through SMS on their registered mobile number only. NFSU/NTA shall not be responsible for any non-communication/miscommunication with a candidate in the email address or mobile number given by him/her other than his/her own.

NFSU disclaims any liability that may arise to a candidate(s) due to incorrect information provided by them in their online Application Form.

Candidates are advised to visit the NFSU/NTA Websites and check their e-mails/SMS regularly for latest updates.

Candidates shall appear in the exam at their own cost at the allotted Examination Centre on the Date/Shift and time indicated on their respective Admit Cards which would be issued by the NTA in due course through its Website.

Notes:

The final submission of Online Application Form will remain incomplete if Step-3 and step-4 are not completed. Such forms will stand rejected and no correspondence on this account will be entertained.

No request for refund of fee once remitted by the candidate will be entertained by NFSU/NTA under any circumstances.

The entire application process for NFAT-2023 is online, including uploading of scanned images, payment of fees and printing of confirmation page, admit card, etc.

Usage of Data and Information: NFSU/Government of India can use the data provided by the End Users (test taker in this case) for internal purpose(s) including training, research and development, analysis and other permissible purpose(s). However, this information is not for use by any third party or private agency for any other use.

At the bottom of the central panel, there is a checkbox labeled "I agree to the above terms and conditions:" which is checked. To the right of the checkbox is a red button labeled "AGREE & CONTINUE".

On the right side of the page, there is a vertical list of "APPLY NOW" buttons, one for each program.



- After agreeing with the terms and conditions, open the admission form Step 1: Personal Information. Fill in the details and click on the **NEXT** button.

Dashboard My Query

ASK ANY QUERIES
Website Test ▾

M. TECH. ROBOTICS AND AUTOMATION - 42024 Payment Pending PREVIEW APPLICATION

Campus Preference*

▾ GANDHINAGAR CAMPUS

When selecting your preferred campus, please prioritize them in order of preference. For example, if Delhi is your top choice, select Delhi Campus first, followed by your second choice, and so on. Please note that campus selection here is for official use only. During the counselling phase, candidates will be offered the opportunity to choose any available campus based on their Merit-cum-Choice and the availability of seats in their category.

Exam Center [!]

Gandhinagar ▾

The candidate may change the examination center after payment until 06-06-2023. The center selected on this date will be considered final, and no requests to change the center will be considered after 06-06-2023.

Personal Details

<p>First Name*</p> <div style="border: 1px solid #ccc; padding: 2px; margin-bottom: 5px;">Test</div> <p style="font-size: 0.8em; margin-top: 5px;">(Name as per the SSC Marksheet / HSC Marksheet / Degree Certificate/ Leaving Certificate)</p>	<p>Middle Name</p> <div style="border: 1px solid #ccc; padding: 2px; margin-bottom: 5px;">Middle Name</div>	<p>Last Name</p> <div style="border: 1px solid #ccc; padding: 2px; margin-bottom: 5px;">ABCD</div>	<p>Email ID (Primary) *</p> <div style="border: 1px solid #ccc; padding: 2px; margin-bottom: 5px;">website@nfsu.ac.in</div>
<p>Gender *</p> <div style="border: 1px solid #ccc; padding: 2px; margin-bottom: 5px;">Male ▾</div>	<p>Alternate Email ID</p> <div style="border: 1px solid #ccc; padding: 2px; margin-bottom: 5px;">Alternate Email ID</div>	<p>Mobile Number*</p> <div style="border: 1px solid #ccc; padding: 2px; margin-bottom: 5px;"> Select ▾ 8238844123 </div>	<p>Date of Birth *</p> <div style="border: 1px solid #ccc; padding: 2px; margin-bottom: 5px;"> 30-05-1991 </div>
<p>Nationality *</p> <div style="border: 1px solid #ccc; padding: 2px; margin-bottom: 5px;">INDIA ▾</div>	<p>Blood Group:</p> <div style="border: 1px solid #ccc; padding: 2px; margin-bottom: 5px;">A+Ve ▾</div>	<p>Are you Diabetic *</p> <div style="border: 1px solid #ccc; padding: 2px; margin-bottom: 5px;">Select ▾</div>	<p>Are you J&K Migrant *</p> <div style="border: 1px solid #ccc; padding: 2px; margin-bottom: 5px;">No ▾</div>
<p>Student Aadhar Card Number</p> <div style="border: 1px solid #ccc; padding: 2px; margin-bottom: 5px;">Student Aadhar Card Number</div>	<p>Religion</p> <div style="border: 1px solid #ccc; padding: 2px; margin-bottom: 5px;">Hindu ▾</div>	<p>Category *</p> <div style="border: 1px solid #ccc; padding: 2px; margin-bottom: 5px;">OBC-NCL ▾</div>	<p>Mother Tongue:</p> <div style="border: 1px solid #ccc; padding: 2px; margin-bottom: 5px;">Mother Tongue</div>
<p>Defence Quota [!]</p> <div style="border: 1px solid #ccc; padding: 2px; margin-bottom: 5px;">No</div>	<p>Differently Abled (PWD)? [!]</p> <div style="border: 1px solid #ccc; padding: 2px; margin-bottom: 5px;">No ▾</div>		
<p>Are you Currently Employed? *</p> <div style="border: 1px solid #ccc; padding: 2px; margin-bottom: 5px;">No ▾</div>			

Guardian Details

<p>Father / Mother / Guardian Name *</p> <div style="border: 1px solid #ccc; padding: 2px; margin-bottom: 5px;">ABCD Test</div>	<p>Father / Mother / Guardian Mobile Number*</p> <div style="border: 1px solid #ccc; padding: 2px; margin-bottom: 5px;"> +91 ▾ 9824012345 </div>	<p>Father / Mother / Guardian Email ID</p> <div style="border: 1px solid #ccc; padding: 2px; margin-bottom: 5px;">Email ID</div>
<p>Father / Mother / Guardian Occupation</p> <div style="border: 1px solid #ccc; padding: 2px; margin-bottom: 5px;">Select ▾</div>		

SAVE & EXIT
NEXT



- In Step 2: Fill the Communication Address (If you have correspondence and the permanent address is the same, then click on the **YES** button for the same address otherwise, enter both addresses in the form and click on the **NEXT** button).

Address for Correspondence

Country*	State*	District*	City / Village / Landmark
INDIA	GUJARAT	CANDHINAGAR	City / Village / Landmark
Address Line 1*		Address Line 2	Pincode / Zipcode*
Sector-28		Address 2	382028

Is Permanent Address Same As Address For Communication?



9. In Step 3: Enter the details of the education qualification and if you have given any special exam then select that exam and enter the details (If applicable).

Dashboard My Query

ASK ANY QUERIES
Website Test

M. TECH. ROBOTICS AND AUTOMATION - 42024 Payment Pending PREVIEW APPLICATION

01
02
03
04
05

Entrance Exam

Have you taken any competitive exam?

Seat number/Rol number	Status	Percentile	Composite score	Valid upto	Year of Entrance Exam
GATE 2023: <input type="text" value="12345"/>	<input type="text" value="Declared"/>	<input type="text" value="65"/>	<input type="text" value="85"/>	<input type="text" value="2023"/>	<input type="text" value="2023"/>

Educational Qualification Details


Qualification Details

Either CGPA or Percentage required, or write "0" for either of them.

Exam	Exam Status	Course/Subject	University/Board	CCPA/CPI	Percentage	Passing Year
Standard 10 (Mandatory)	<input type="text" value="Passed"/>	<input type="text" value="CBSE"/>		<input type="text" value="0"/>	<input type="text" value="65"/>	<input type="text" value="2012"/>
Standard 12 / 10+2 / Diploma (Mandatory)	<input type="text" value="Passed"/>	<input type="text" value="CBSE"/>		<input type="text" value="0"/>	<input type="text" value="78"/>	<input type="text" value="2014"/>
Bachelor's Degree	<input type="text" value="Passed"/>	<input type="text" value="B. Tech"/>	<input type="text" value="KSV University"/>	<input type="text" value="8.5"/>	<input type="text" value="0"/>	<input type="text" value="2018"/>

PREV
SAVE & EXIT
NEXT

10. In Step 4: Upload the required documents for your information and eligibility criteria and click on the **NEXT** button.

 [Dashboard](#) [My Query](#) [ASK ANY QUERIES](#) [Website Test](#)

M. TECH. ROBOTICS AND AUTOMATION - 42024 Payment Pending [PREVIEW APPLICATION](#)

01 — 02 — 03 — 04 — 05

Upload Documents

Photograph & Signature.

- The images should be in JPG/PNG format only.
- Minimum resolution of the images should be 350 pixels (Width) X 350 pixels (Height) and Maximum 1000 pixels (Width) X 1000 pixels (Height).
- The size of images must be less than 50 KB.
- Bit depth of the images should be 24 bits.
- This photo will be used on the admissions card and for verification purposes throughout the admissions procedure.

Points to remember:

- Please note that your photograph and signatures should be properly cropped / clear and should not be hazy or illegible.
- The photograph file should contain only your photograph, without any other identifying information, such as autographs.
- The signature file should simply contain your most recent signatures, with no additional information such as the date.
- In the case of low resolution photos, inappropriate cropping, or the exchange of photograph and signature files, the application may be rejected.

Upload BIRTH DATE CERTIFICATE (OR ANY OTHER PROOF OF BIRTH DATE) *

No file chosen

Max Limit: 500 kb (Only image & Pdf files allowed)

1 uploaded

Upload H.S.C. MARKSHEET *

No file chosen

Max Limit: 500 kb (Only image & Pdf files allowed)

1 uploaded

Upload Your Signature *

No file chosen

Max Limit: 50 kb (Only image files allowed)

1 uploaded

Upload Identity Proof* (Aadhar/PAN/Driving Licence/Election Card/Passport)

No file chosen

Max Limit: 500 kb (Only image & Pdf files allowed)

1 uploaded

Upload CASTE CERTIFICATE *

No file chosen

Max Limit: 500 kb (Only image & Pdf files allowed)

1 uploaded

Upload GRADUATION MARKSHEET * (Combine all semesters/years marksheets in one PDF file)

No file chosen

Max Limit: 500 kb (Only Pdf files allowed)

1 uploaded

Upload S.S.C. MARKSHEET *

No file chosen

Max Limit: 500 kb (Only image & Pdf files allowed)

1 uploaded

Upload Passport Size Photograph *

No file chosen

Max Limit: 50 kb (Only image files allowed)

1 uploaded

Upload NON CREAMY LAYER *

No file chosen

Max Limit: 500 kb (Only image & Pdf files allowed)

1 uploaded

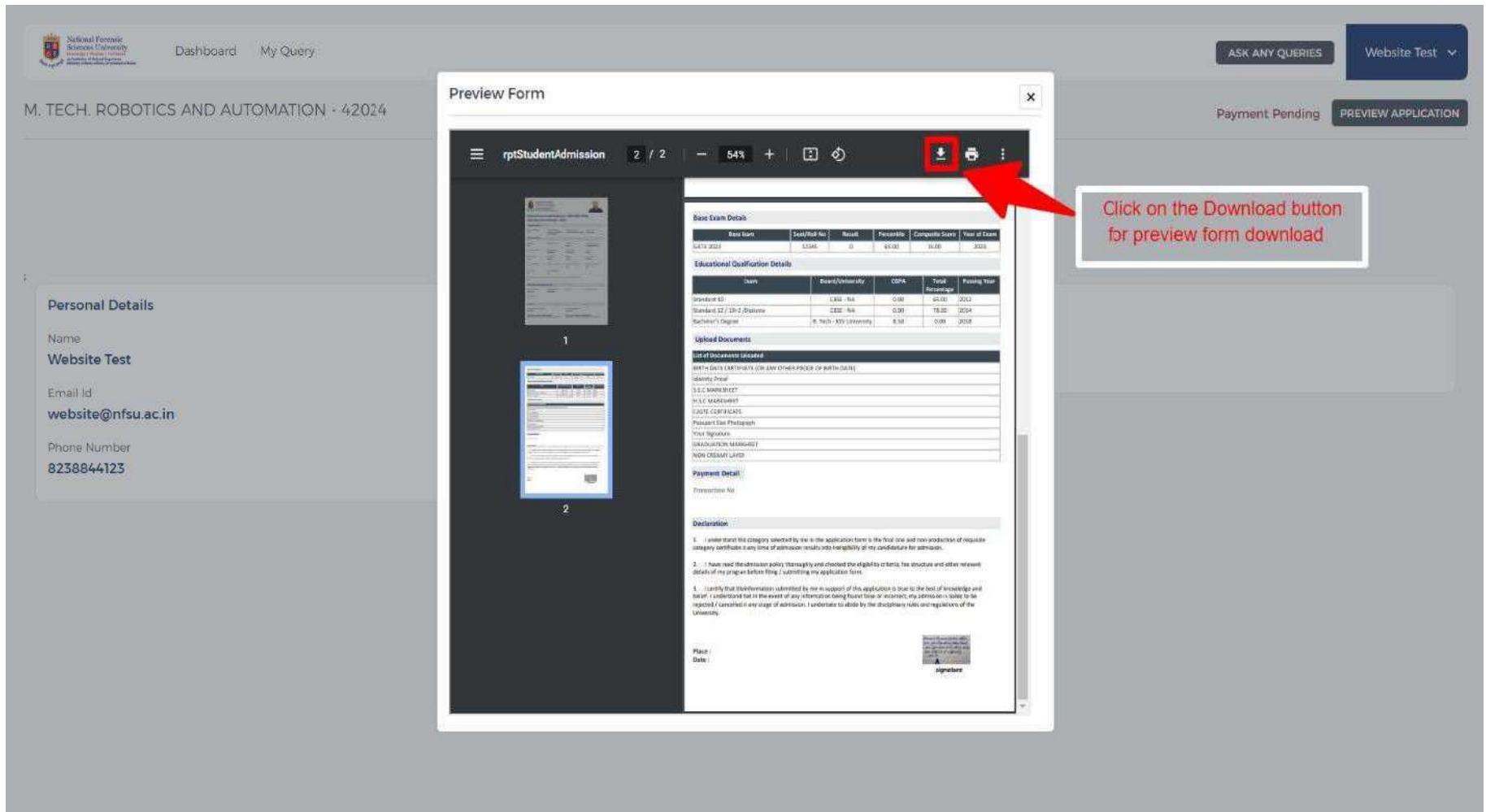
Declaration

This is to declare that:

- The category I have selected while filling in the application form is the one that will be applicable on me while making the admission merit and I affirm that, if I fail to present necessary category certificate at the time of admissions, my candidature for the admissions will stand cancelled and I shall be considered ineligible for the admission process.
- I have read the admission policy thoroughly and checked the eligibility criteria, fee structure, and other relevant details of my program before filing/submitted my application form.
- I certify the information I submitted supporting this application is true to the best of my knowledge and belief. I understand that if any information is false or incorrect, my admission may be rejected/canceled at any stage of the admission process and/or anytime thereafter.
- I undertake to abide by the disciplinary rules and regulations of the University.
- I Agree

PREV SAVE & EXIT NEXT

11. When you click on the **NEXT** button the website shows **Preview**, and if you want, you can download the application form (it will be download in the PDF Format – as highlighted RED box in below image).



The screenshot shows the 'Preview Form' interface for the National Forensic Science University. The form is titled 'rptStudentAdmission' and is displayed in a preview mode. A red box highlights the 'Download' button in the top right corner of the form, with a red arrow pointing to it. A text box next to the arrow says 'Click on the Download button for preview form download'. The form contains several sections: 'Basic Exam Details', 'Educational Qualification Details', 'Upload Documents', 'Payment Detail', and 'Declaration'. The 'Basic Exam Details' section includes a table with columns for Exam Name, Seat/Roll No, Result, Percentage, Composite Score, and Year of Exam. The 'Educational Qualification Details' section includes a table with columns for Exam, Board/University, CGPA, Total Marks/Total, and Passing Year. The 'Upload Documents' section includes a list of documents to be uploaded, such as '10th/12th Marksheet', 'U.C. MARKSHEET', 'U.C. MARKSHEET', 'PASSPORT SIZE PHOTOGRAPH', 'PARENT SIGNATURE', 'RESOLUTION MARKSHEET', and 'NON-CREAMY LAFFED'. The 'Payment Detail' section includes a field for 'Payment No.'. The 'Declaration' section includes a list of four points that the applicant must agree to. The form also includes a 'Signature' field and a 'Date' field.



After Preview the Form you can close the pop-up and it will show the Payment details as per your selected Course.

National Forensic Science University | Dashboard | My Query | [ASK ANY QUERIES](#) | Website Test ▾

M. TECH. ROBOTICS AND AUTOMATION - 42024 | Payment Pending | [PREVIEW APPLICATION](#)

Progress: 01 — 02 — 03 — 04 — 05

Personal Details

Name

Website Test

Email Id
te@nfsu.ac.in


Phone Number

Payment Detail

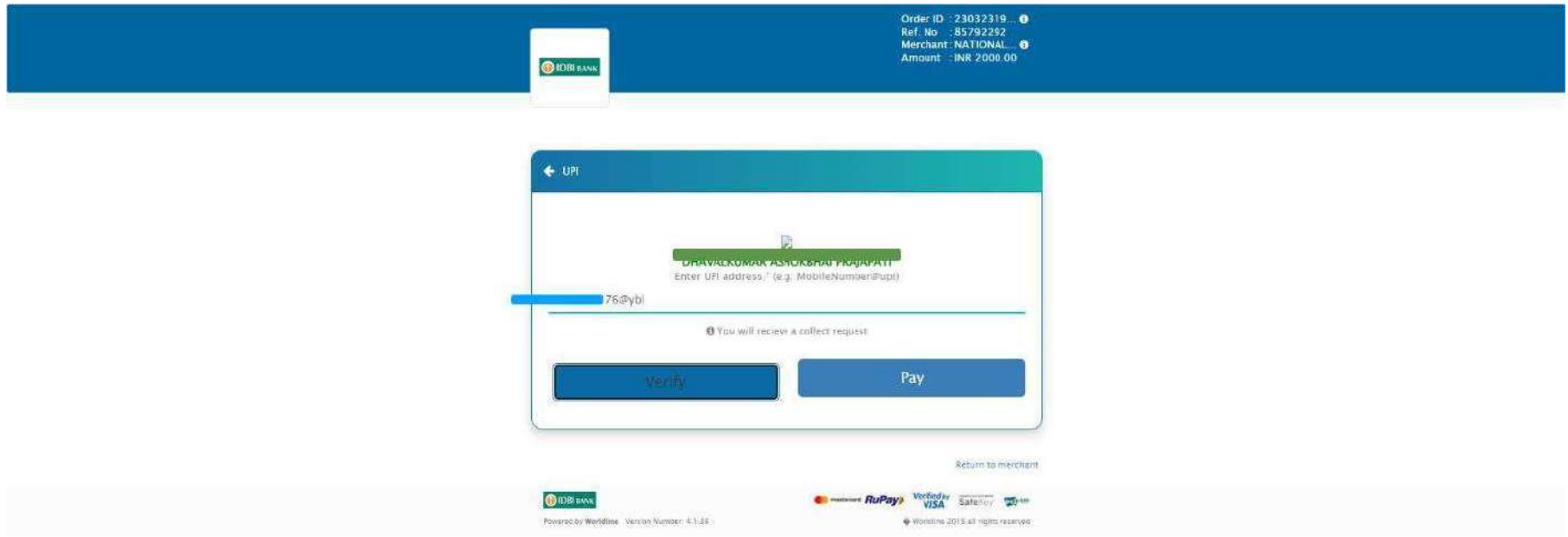
Total Amount:
₹ 2000

[PREV](#) | [MAKE PAYMENT](#) | [PREVIEW](#)


12. In the above step when you click on the **MAKE PAYMENT** button then it will redirect to the payment gateway page.



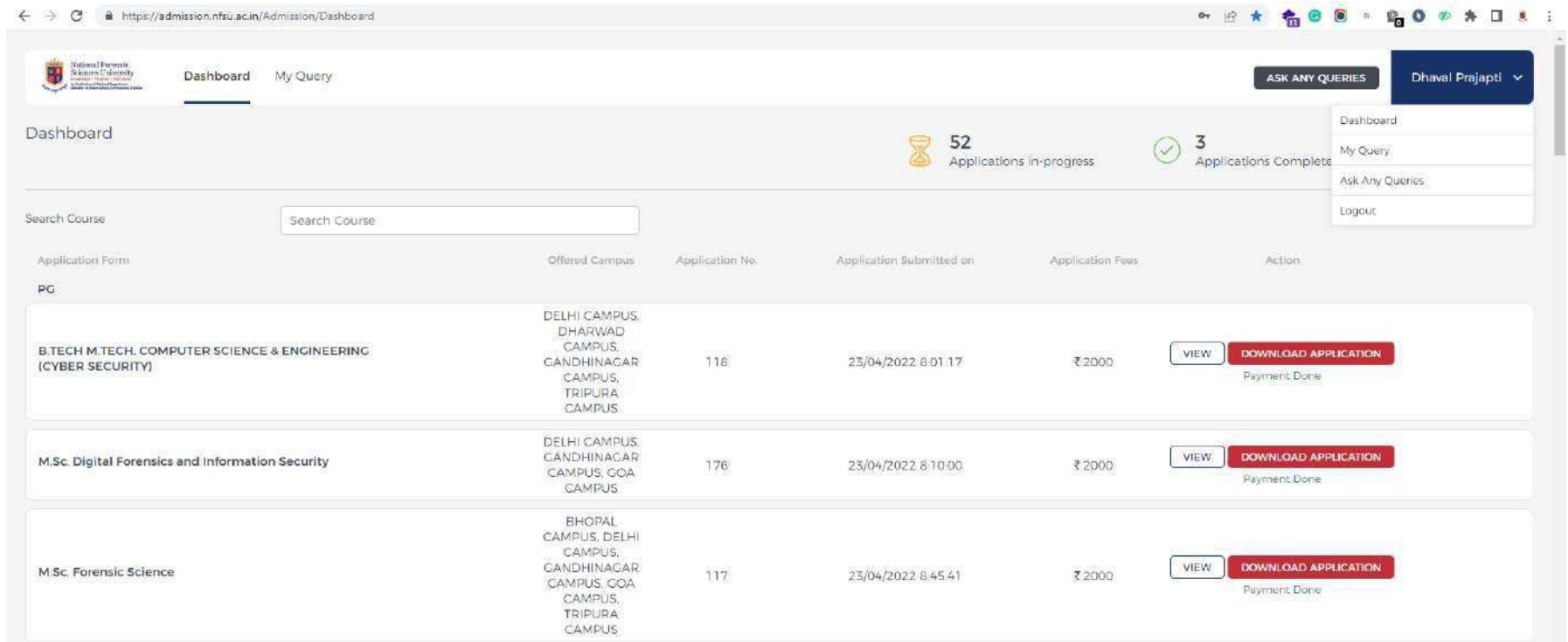
13. Here, the UPI option is selected for payment and once you entered your UPI and click on Verify button then It shows your full name as per Bank Record.



14. In above step when click on Pay button then user/student need to check the UPI applications for the payment request.



15. When you paid the fees then the website shows your fees received successfully and you will get a reference number that you need to keep for future reference.
16. Then, applied course option has two buttons **VIEW** and **DOWNLOAD APPLICATION FORM**. In that, you can DOWNLOAD APPLICATION FORM, which has payment details too. (Image displayed below)



The screenshot shows the 'Admission Dashboard' for National Forensic Science University. At the top, there are navigation links for 'Dashboard' and 'My Query', along with a user profile 'Dhaval Prajapti' and an 'ASK ANY QUERIES' button. The dashboard displays two statistics: '52 Applications in-progress' and '3 Applications Complete'. Below this is a search bar for courses. The main content is a table with the following columns: Application Form, Offered Campus, Application No., Application Submitted on, Application Fees, and Action.

Application Form	Offered Campus	Application No.	Application Submitted on	Application Fees	Action
PG B.TECH M.TECH. COMPUTER SCIENCE & ENGINEERING (CYBER SECURITY)	DELHI CAMPUS, DHARWAD CAMPUS, GANDHINAGAR CAMPUS, TRIPURA CAMPUS	118	23/04/2022 8:01:17	₹ 2000	VIEW DOWNLOAD APPLICATION Payment Done
M.Sc. Digital Forensics and Information Security	DELHI CAMPUS, GANDHINAGAR CAMPUS, GOA CAMPUS	176	23/04/2022 8:10:00	₹ 2000	VIEW DOWNLOAD APPLICATION Payment Done
M.Sc. Forensic Science	BHOPAL CAMPUS, DELHI CAMPUS, GANDHINAGAR CAMPUS, GOA CAMPUS, TRIPURA CAMPUS	117	23/04/2022 8:45:41	₹ 2000	VIEW DOWNLOAD APPLICATION Payment Done